

BOURNEMOUTH BOROUGH COUNCIL

CCTV REPORT

2017 – 2018

INTRODUCTION

This report looks at all CCTV records held by Bournemouth Borough Council from incidents which were recorded in the year 2017/18. It provides us with a 12-month analysis period in which to evaluate the performance of the CCTV system.

The report will detail these records, dividing the incidents recorded by proactive monitoring and requests from external groups to monitor an incident. These external groups are shown in the data, as is a monthly breakdown of the figures.

The system is monitored 24 hours a day by a team of operators who work a rotating shift pattern. Depending on times and operational demands the control room is staffed by between 2 and 3 operators. The operators are employed by Broadland Guarding Services Limited.

INCIDENTS

The primary sources of calls (incidents) into the CCTV control room are from the Police. These are made up of calls from their Control Room (QC), Police Officers and PCSO's and accounts for 5,748 54% of all calls. This is compared to 5,978 51% in 2016/17.

Bournemouth Townwatch which covers the night time economy and licensed premises accounted for 1,000, 9.5% of all calls. This is compared to 1,044, 9% in 2016/17.

The Shopwatch groups which operate in Bournemouth and Boscombe accounted for 783, 7.5% of all calls. This is compared to 1,268, 11% in 2016/17.

Other calls from council employees accounted for 626, 6% of all calls. This is compared to 559, 4% in 2016/17

The number of incidents recorded by the system as a whole (not necessarily crimes) was 10,617 in 2017/18. This is compared to 11,787 in 2016/17. The number of incidents proactively recorded by the CCTV operators was 2,470, 23% in 2017/18 compared to 2,938 25% in 2016/17. The number of arrests viewed on camera was 1,301 in 2017/18 compared to 1,465 in 2016/17. The number of people processed or charged where our CCTV evidence was included was 1,252 in 2017/18 compared to 1,289 in 2016/17

ARRESTS, REVIEWS AND DISCS SEIZED

The majority of viewings of CCTV footage are now carried out by the investigating officers with support from the Visual Images, Detection and Identification Officers who are employed by Dorset Police. Over 200 Police Officers now have access to the system for review purposes. Downloads are still carried out by the Visual Images, Detection and Identification Officer's.

Out of hours all urgent CCTV requests are directed to the control room where operators will review footage and download to disc enabling officers to interview and process detained people.

During 2017/18 there were 2,238 reviews of footage and 912 discs seized. This compares to 2,126 reviews of footage and 1,113 discs seized in 2016/17.

Deployable Cameras

During the last 12 months 16 requests were received for the use of our deployable cameras. The cameras were deployed in 12 different locations. A total of 557 incidents were recorded on these cameras, resulting in 102 arrests for offences including Robbery, Public Disorder, Burglary, Offensive Weapon, Indecent Assault, Drugs Supply, Theft, Criminal Damage and Kerb Crawling. This is compared to 1,006 incidents and 224 arrests in 2016/17.

Silver Suite

The Silver Suite has been used 23 times this year for major events such as the Air Festival, Bournemouth Marathon and AFC Bournemouth fixtures.

Projects

Following a review of the Town public space CCTV system in 2017, the Council approved the replacement of the existing analogue CCTV cameras in Bournemouth Town Centre, Avenue Road Car Park, the Lansdowne Business District and the Seafront. This work is part of the existing renewals plan which will ensure that the council maintains an up to date system which complies with current legislation and the

Surveillance Camera Code of Practice. It is planned that the work will be completed by the summer of 2019.

The control room will begin to monitor the cameras at the car parks in Berry Court and Avenue Road later this year.

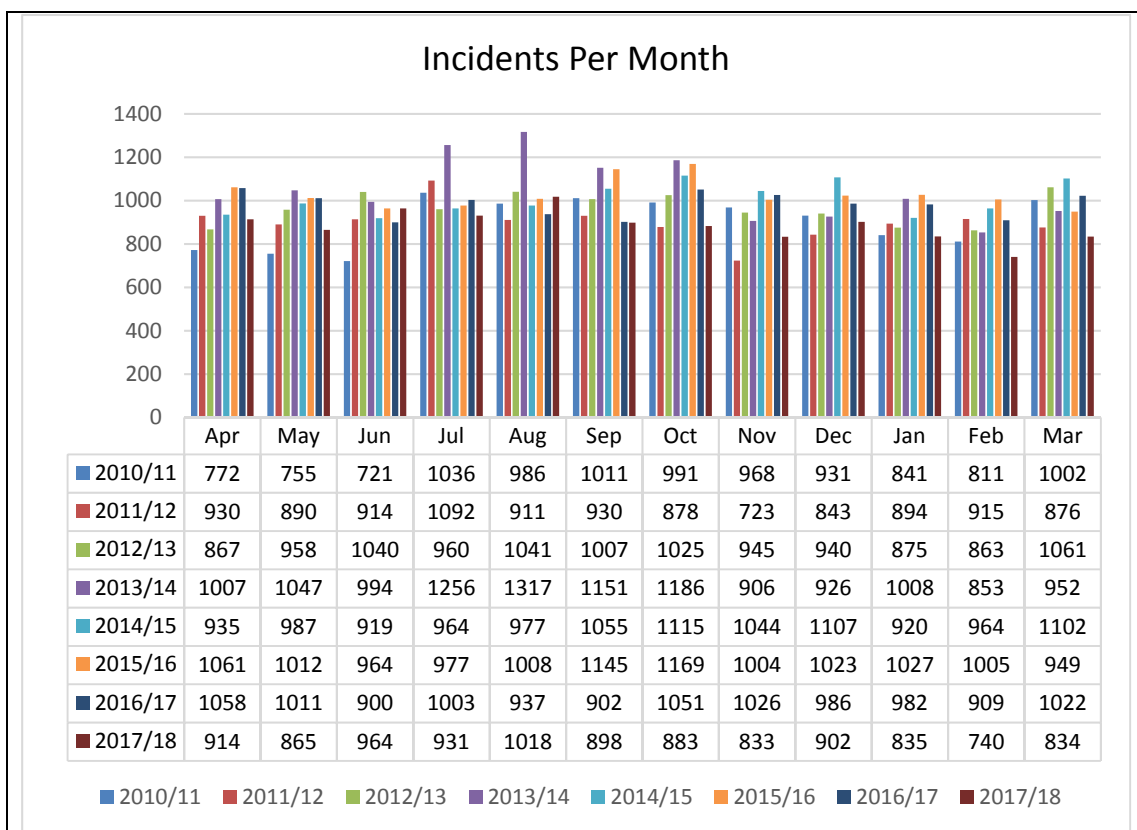
Training and staff

We have now extended our mobile patrols to cover various council premises in the borough as well as Beach and Car Park Security. All staff have received First Aid training via an E-Learning package and will receive training in legislation this year.

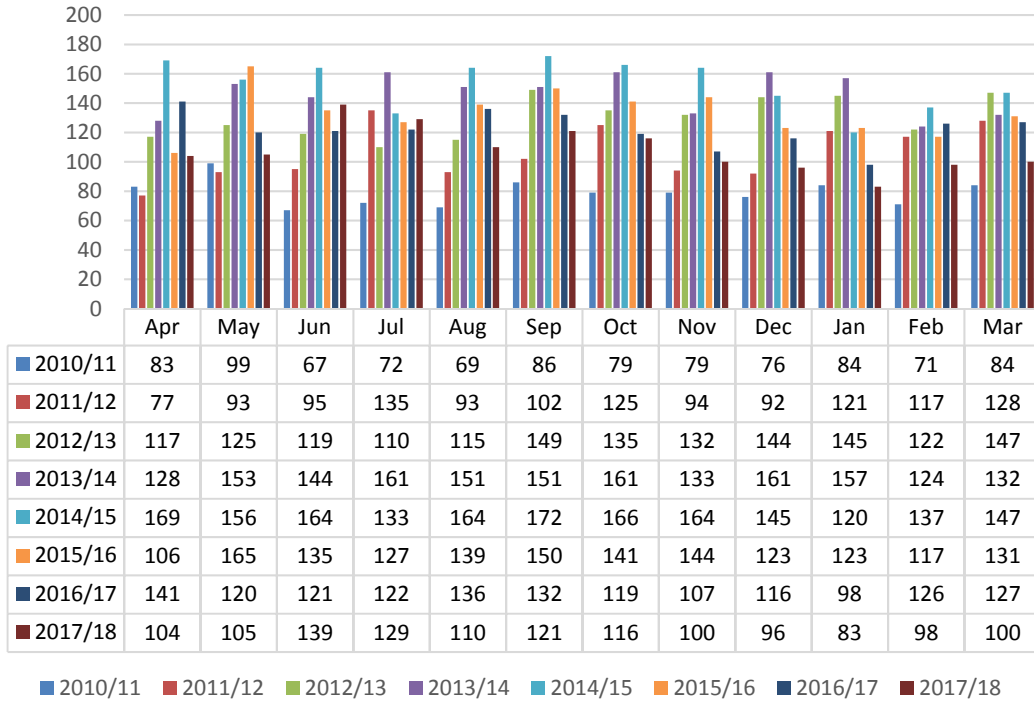
On behalf of the council I would like thank all the staff for their continued hard work and professionalism over the last 12 months.

Tony Gleason
CCTV Manager

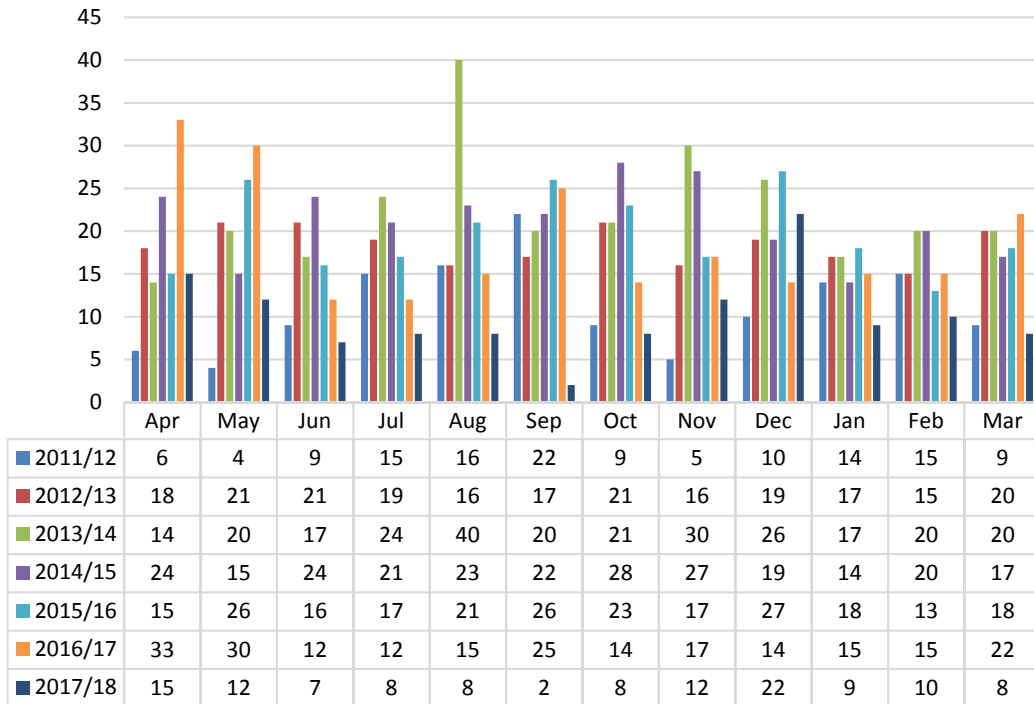
04/5/2017



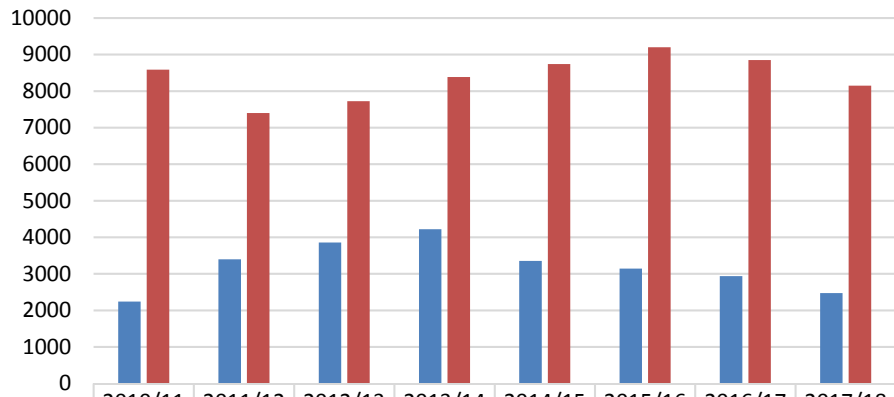
Arrests Per Month



Deployable Camera Arrests

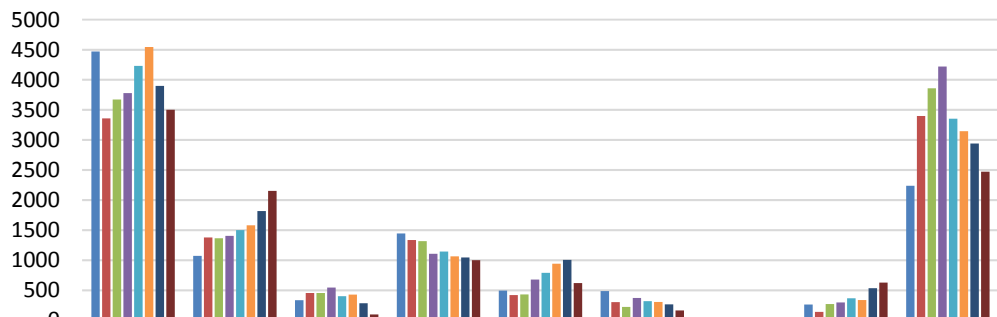


Proactive/Reactive Incidents



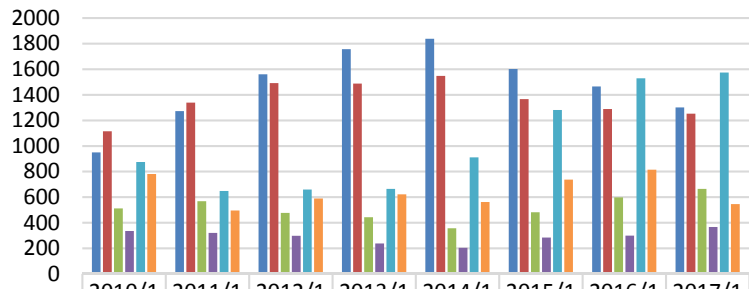
Pro active Incidents	2238	3397	3857	4219	3351	3143	2938	2470
Reactive Incidents	8587	7399	7725	8384	8738	9201	8849	8147

Incident Call Source



2010/11	4469	1071	334	1443	495	487	27	261	2238
2011/12	3357	1378	453	1334	420	302	15	140	3397
2012/13	3671	1363	454	1316	431	222	8	270	3857
2013/14	3778	1404	543	1106	677	370	6	298	4219
2014/15	4231	1499	401	1143	789	317	2	365	3351
2015/16	4544	1580	427	1062	942	306	3	337	3143
2016/17	3897	1817	284	1044	1004	264		533	2938
2017/18	3500	2151	97	1000	619	164		626	2470

Control Room Data



	2010/1 1	2011/1 2	2012/1 3	2013/1 4	2014/1 5	2015/1 6	2016/1 7	2017/1 8
■ Arrests	949	1272	1560	1756	1837	1601	1465	1301
■ Persons charged cctv evidence incl	1115	1338	1491	1487	1547	1366	1289	1252
■ Viewings (control room)	512	568	476	443	357	482	598	664
■ Discs seized (control room)	335	320	298	237	204	284	299	367
■ Viewings (cctv liaison)	874	648	659	664	911	1281	1528	1574
■ Discs seized (cctv liaison)	781	495	589	622	561	737	814	545