

**DATA SUMMARY – Children in Care and Care Leavers**

- Number of Looked After Children (end June 2017): **232**
- Numbers of LAC have reduced by **19.2%** since 2014.
- Rate of LAC per 10,000 of the child population: **66.3** [Statistical neighbours: 69.9, South West: 53, England: 60 (March 2016)]
- Number of Separated Children as part of the LAC cohort (June 2017): **9** [4%]
- **12%** more males than females are LAC.
- **89.1%** of LAC are of British Nationality.
- The most common age of a young person in care is **17** years old [34 or 14.7%].
- **100%** of LAC Reviews in June were held within timescale.
- **9.8%** of LAC had 3 or more placements during the year, better than the national average and the statistical neighbour average.
- We are in touch with **76.3%** of our care leavers, 15.7% below the national average and 11% below statistical neighbours.

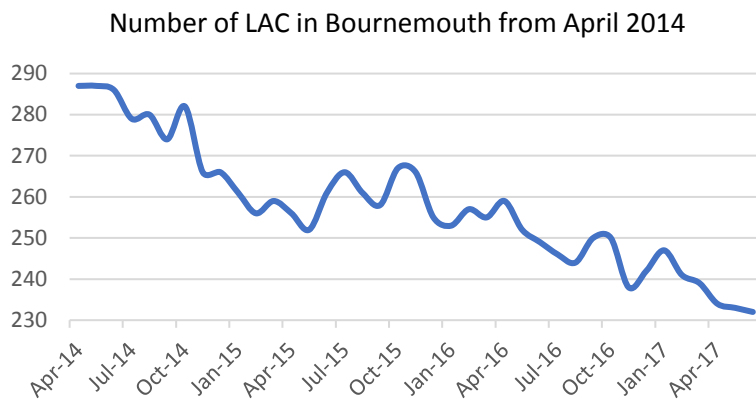


Figure 1: Numbers of children in care in Bournemouth since 2014 (source Raise – June 2017)

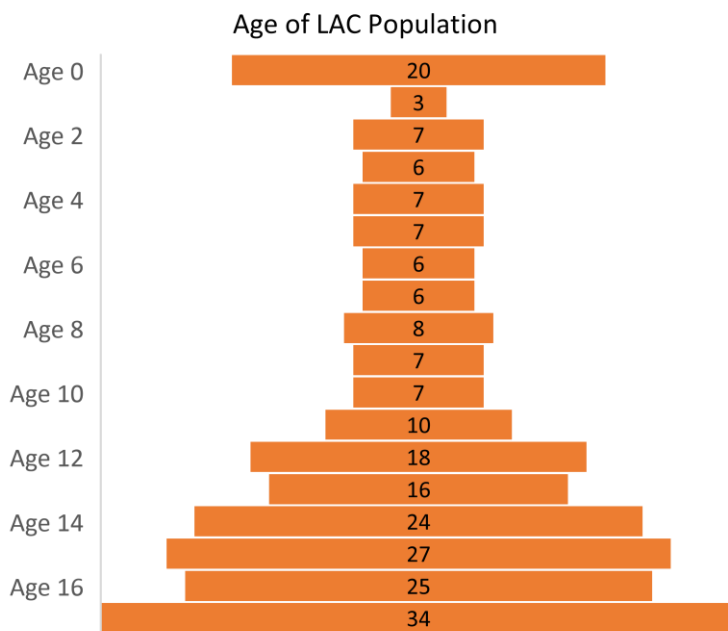


Figure 2: Age of LAC (source Raise June 2017)

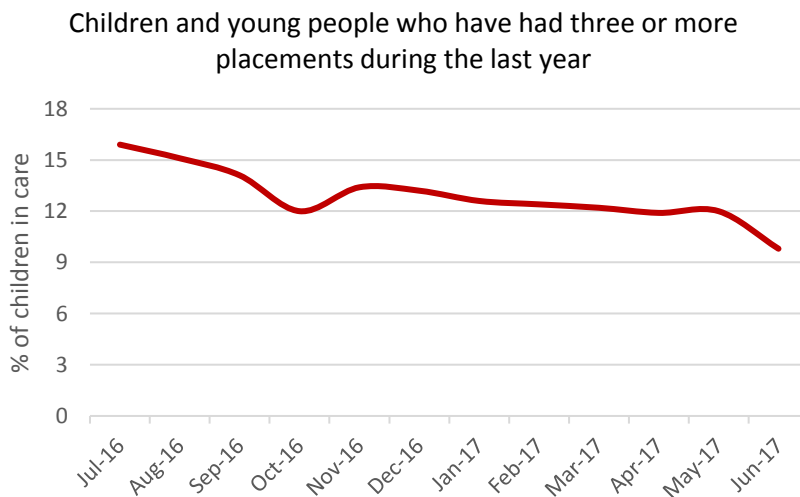


Figure 3: Three or more placements in a year (source Raise June 2017)